

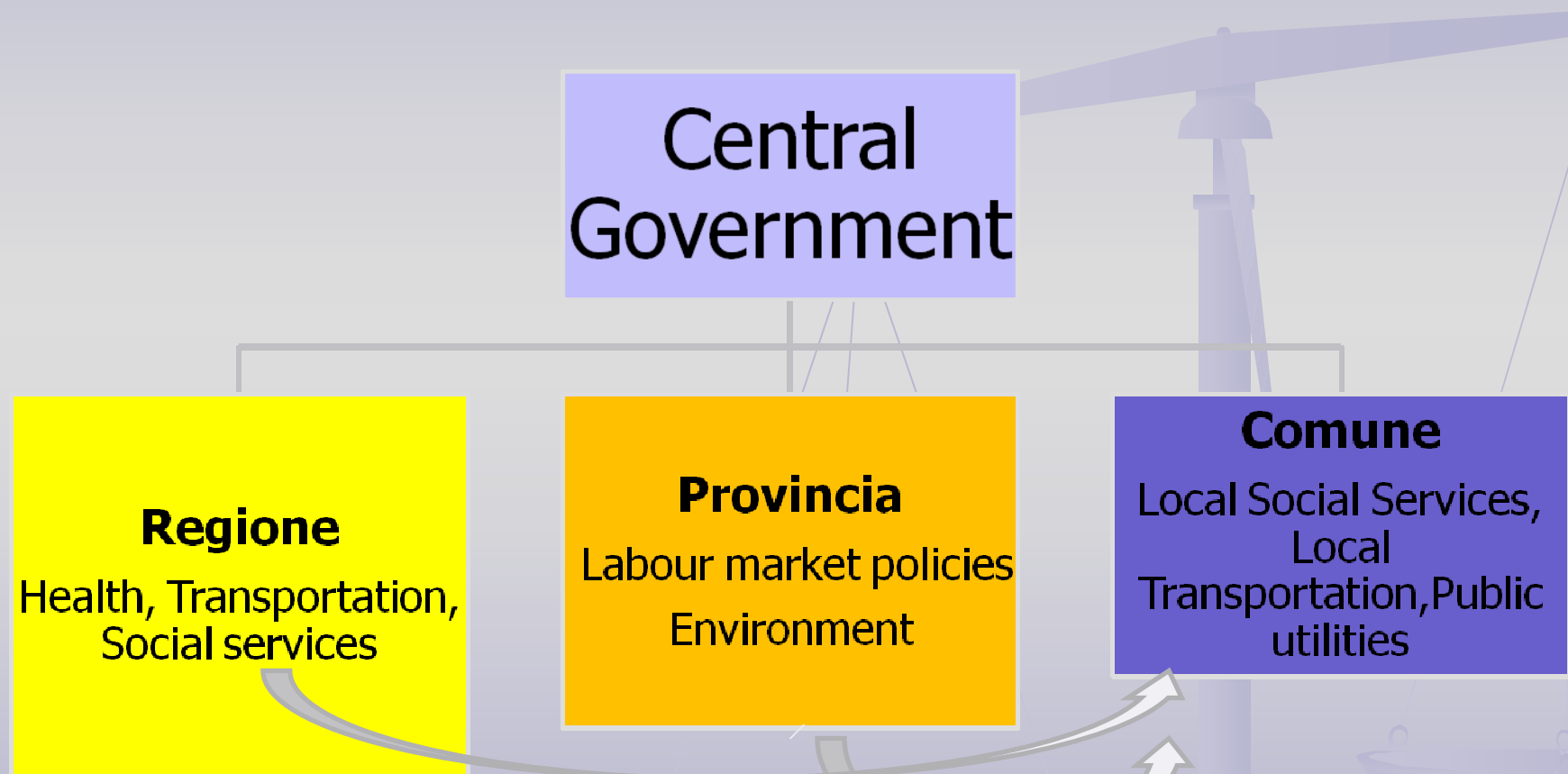
Bilbao, June 9, 2008
Public Budgeting Responsible to Gender Equality

***Learning from gender budgeting for small
administrations.***
The project BIG COSE in the province of Siena, Italy

Prof. Francesca Bettio, University of Siena
*Prof. Annalisa Rosselli, University of Rome 'Tor
Vergata'*



Local government in Italy

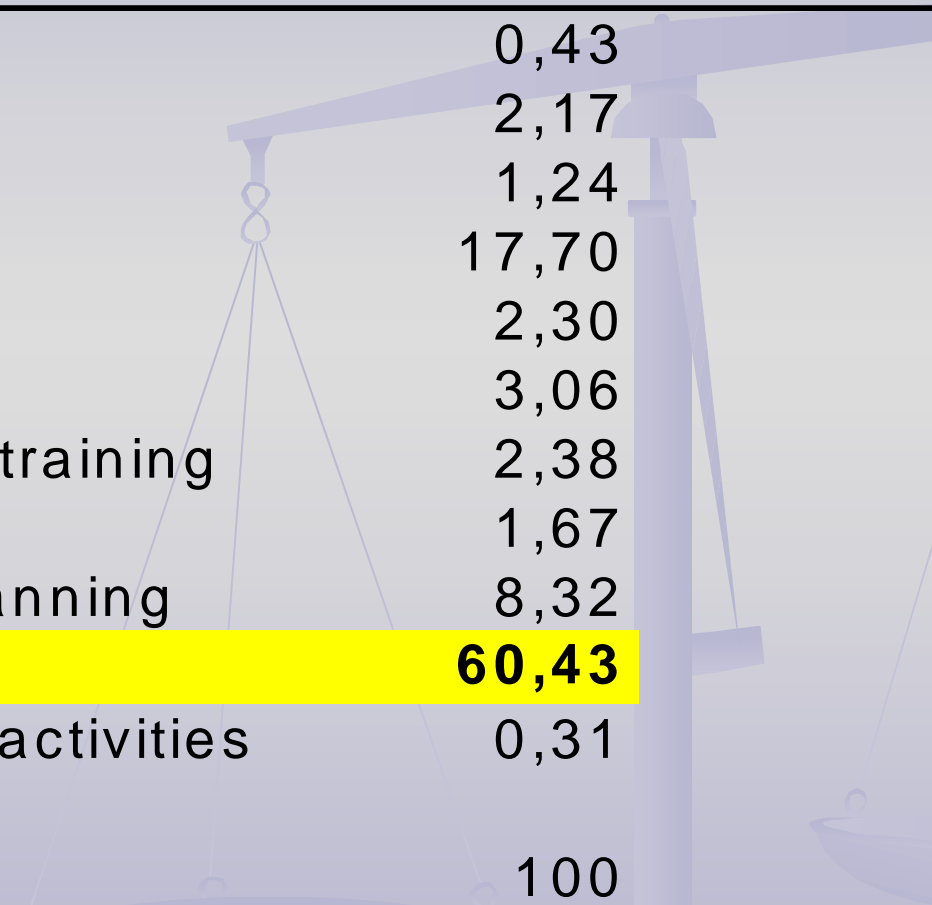


GB at a “local” level

Different structure of the budgets

- Regional level: GB requires access to NHS data and a team of experts which includes medical expertise
- Provincial level: GB implies assessment of labour market policies
- Municipal level: GB concerns social services, transport and environmental policies

Budget of a medium-size Italian region



Government	0,43
Administration	2,17
Innovation	1,24
Financial planning	17,70
Agriculture	2,30
Local development	3,06
Labour market and training	2,38
Environment	1,67
Land and Urban Planning	8,32
Health Services	60,43
Culture and leisure activities	0,31
Total	100

Budget for a medium-large Northern Italian city (around 200,000 inhabitants)

Broadest classification and structure of outlays (around year 2000)

<i>Functions</i>	<i>Capital account</i>	<i>Current account</i>	<i>Total expenditure</i>
■ Administration	2.8	12.4	15.3
■ Justice		0.6	0.6
■ Local policing	0.0	2.8	2.8
■ Education	0.6	8.9	9.5
■ Cultural activ. & assets	0.4	4.6	5.0
■ Sport	0.8	1.5	2.3
■ Tourism			
■ Roads and Transports	3.7	4.4	8.1
■ Environment	9.0	13.0	22.0
■ Social services	1.3	16.2	17.5
■ Economic Development	0.2	1.0	1.2
■ Productive activities	0.0	6.5	6.5
■ Repayment of debts			9.3
■ Total	18.8	81.2	100.0

GB network: Provinces and “Comuni”

Provincia di Siena; Provincia

■ Comune di Genova 03/11/2003

■ **Provincia** di Ferrara 07/06/2004

■ **Provincia** di Firenze 06/12/2004

■ **Provincia** di la Spezia

■ **Provincia** di Milano 15/04/2005

■ **Provincia** di Alessandria
16/05/2005

■ Comune di Cuneo 28/11/2005

■ Comune di Sestri Levante
09/05/2006

■ Comune di Pesaro 21/11/2006

■ Comune di Pinerolo 13/06/07

Provincia di Modena 08/05/2003

■ **Provincia** di Parma 04/03/2004

■ Comune di Torino 06/12/2004

■ **Provincia** di Torino 06/12/2004

■ Comune di Rimini 14/03/2005

■ Comune di Firenze 22/04/2005

■ **Provincia** di Pesaro e Urbino
19/11/2005

■ Comune di Siena 26/04/2006

■ **Provincia** di Ancona 17/07/2006

■ Comune di Collegno 4/5/2007

■ Comune di Bari 20/11/2007

GB initiatives: Regions

Marche : 2005, 2006

Emilia e Romagna : 2002

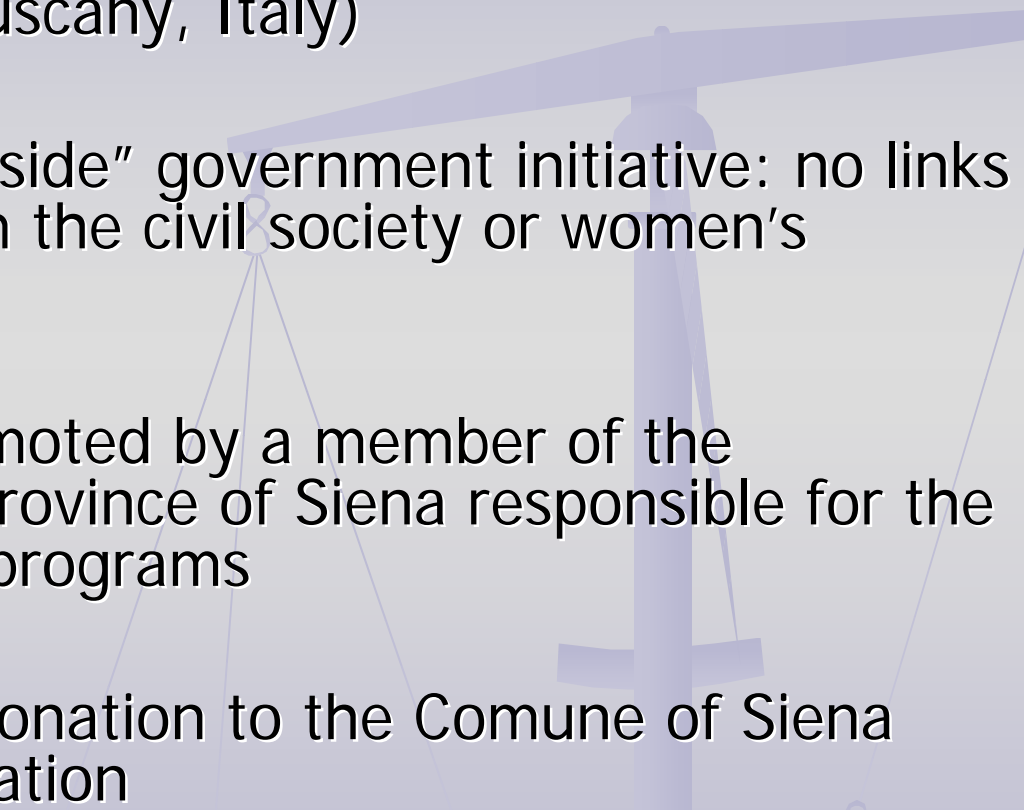
Val d'Aosta: 2004

Piemonte

Lazio: 2005



About the project: main features

- It involves 8 out of the 36 councils (Comune) of the Province of Siena (Tuscany, Italy)
 - It was entirely an “inside” government initiative: no links with or support from the civil society or women’s organizations
 - The project was promoted by a member of the Government of the Province of Siena responsible for the Equal Opportunities programs
 - It was funded by a donation to the Comune of Siena from a private foundation
- 

About the project: the participants (the people)

- At least one person from each Comune, usually the person responsible for the Equal Opportunities, and/or an officer from the Finance Department of the local administration
- Three GB “experts”: 2 from the University of Siena (prof. Francesca Bettio and prof. Simonetta Botarelli) and myself.

Methodology in previous GB at local level

- In the first step a selective list of policy objectives is identified alongside quantitative and qualitative indicators to monitor progress in the implementation of objectives.
- In the second step the indicators are calculated for the unit/area of interest and compared with appropriate benchmarks.
- In the third step relevant expenditure items and trends are identified and assessed whenever the respective indicators signal unsatisfactory performance. This step combines different kind of analyses, from incidence analysis designed to assess equity to impact analysis designed to assess efficiency

What is new in this project: “low cost” gender budgeting

Network of councils as a way to overcome the limits of the GB at a local level:

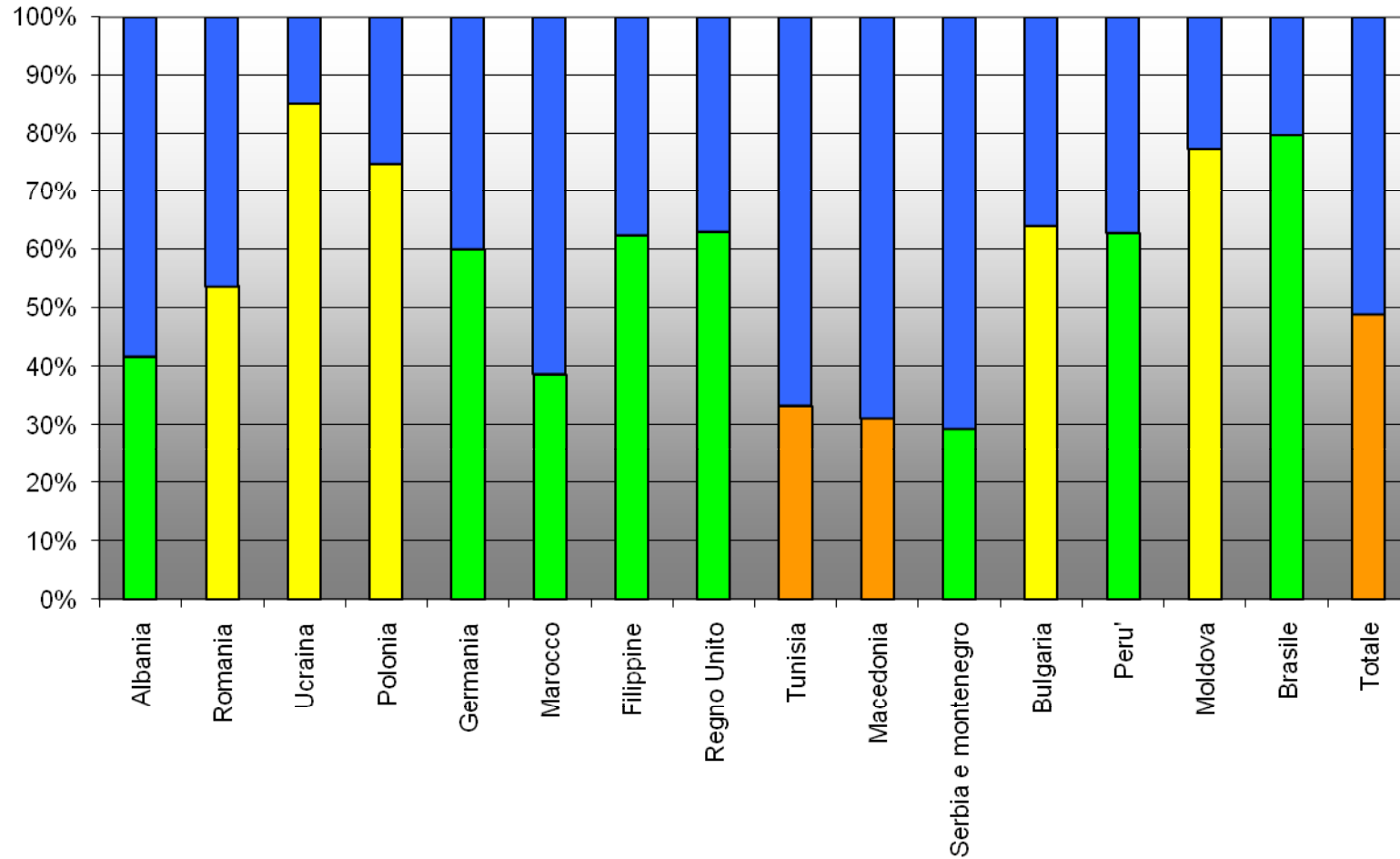
- Lack of systematic data at the micro-level or costly data collection
- Shortage of human and financial resources to be devoted to the project
- Network as a tool to identify duplications of services and lack of coordination

Selected objectives



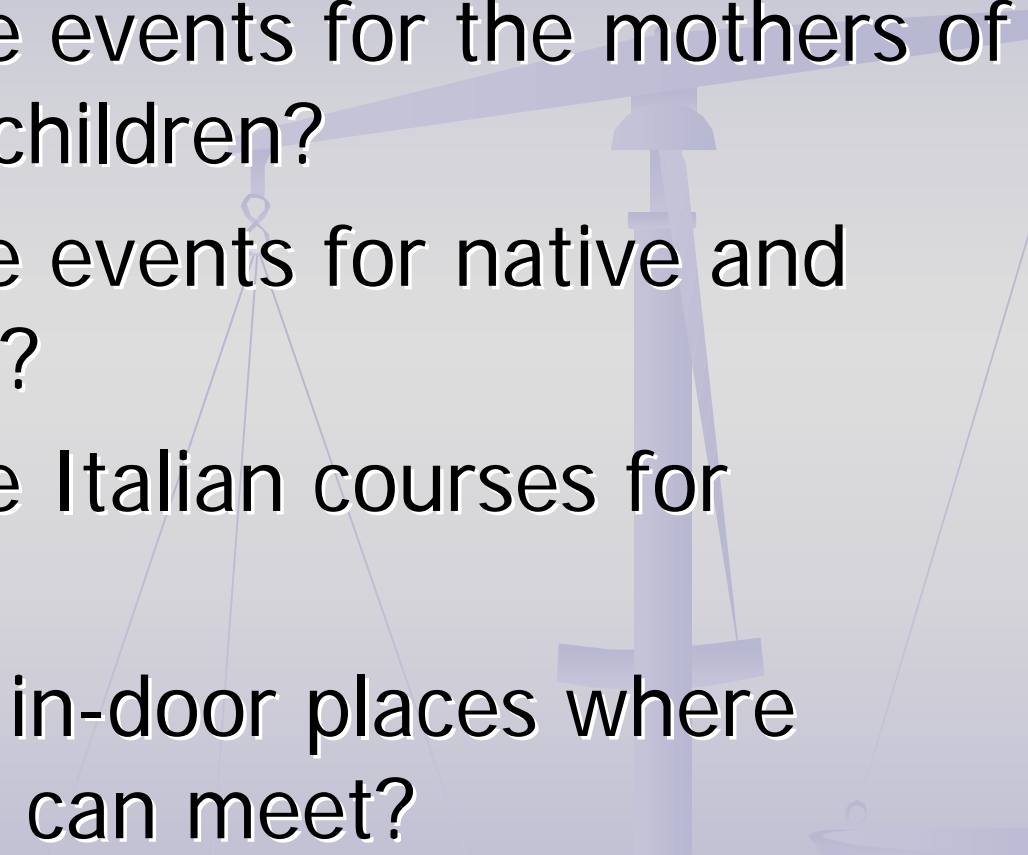
- Reconciliation of work and family, focussing on child care and on care of the elderly, respectively
- Gender empowerment, focussing on decision making within local government
- Social integration of migrants, with the main focus on female care migrants

Incidence analysis: Immigration by sex, 2004



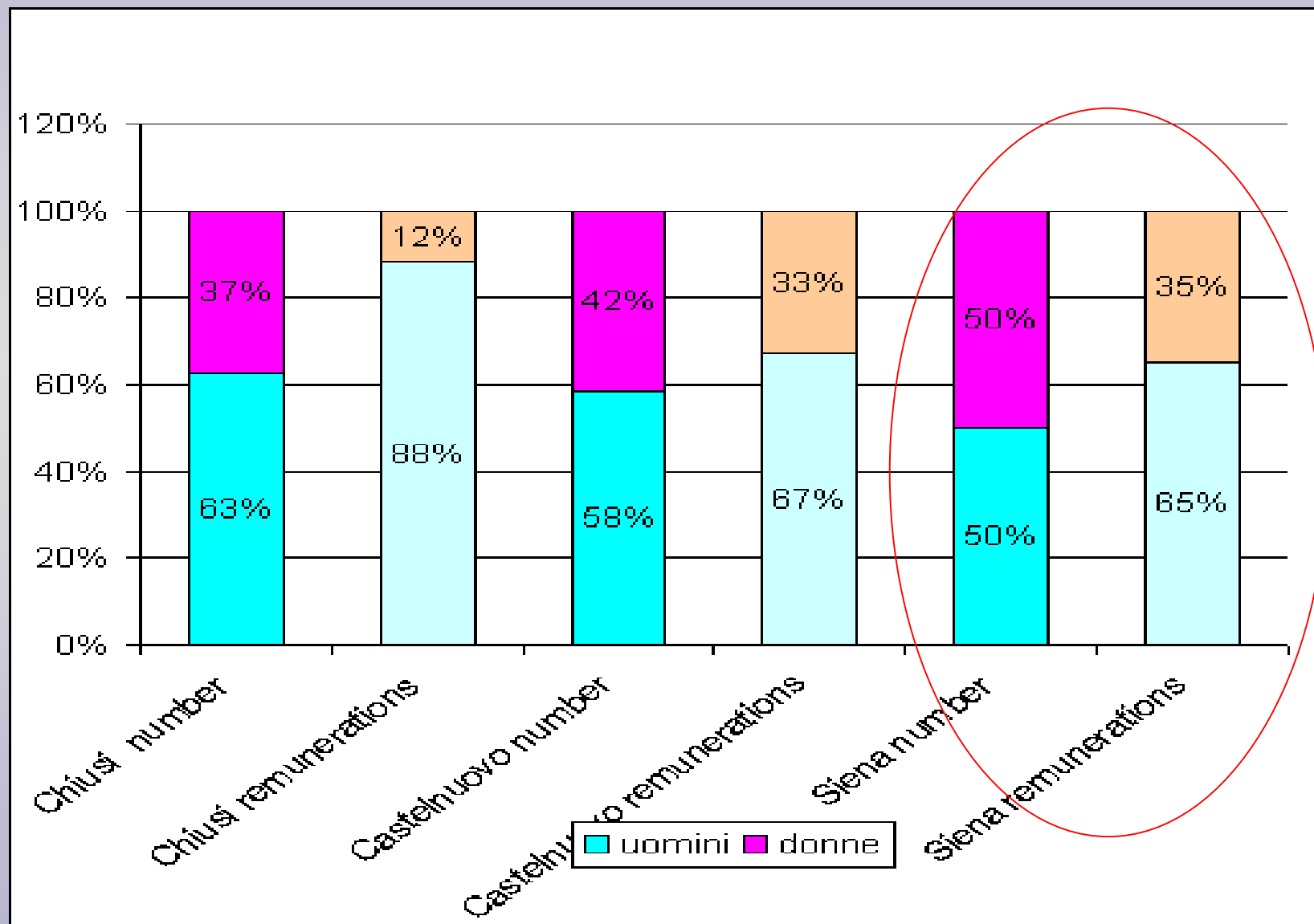
Immigration: expenditure	COSTS
Does the Council consult representatives of the migrant communities? <i>(occasionally, regularly)</i>	Yes, the Consulta Immigrazione has been established. No cost
Is there a specific office which provides assistance to migrants?	Yes. Help with visa and access to public services. 1 full-time employee (24,000 Euro approx) plus outsourcing of translation services (9600 euro per year)
How many hours per week is this office open?	18 hours per week. See above
Do you provide material in other languages?	Yes, in all the main Eastern European languages. 3000 euro per year

Check list: examples

- Do you organize events for the mothers of primary school children?
 - Do you organize events for native and migrant women?
 - Do you organize Italian courses for women only?
 - Do you provide in-door places where migrant women can meet?
- 

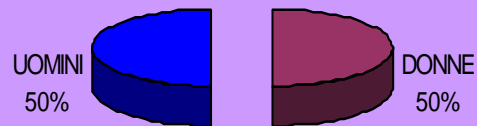
Incidence analysis . Transparency and equity

Share of women among consultants and share of expenditure on consultancy accruing to women in the province of Siena




Incidence analysis to assess equity : Consultants for the Comune of Siena

HOW MANY WERE HIRED



HOW MUCH WAS SPENT

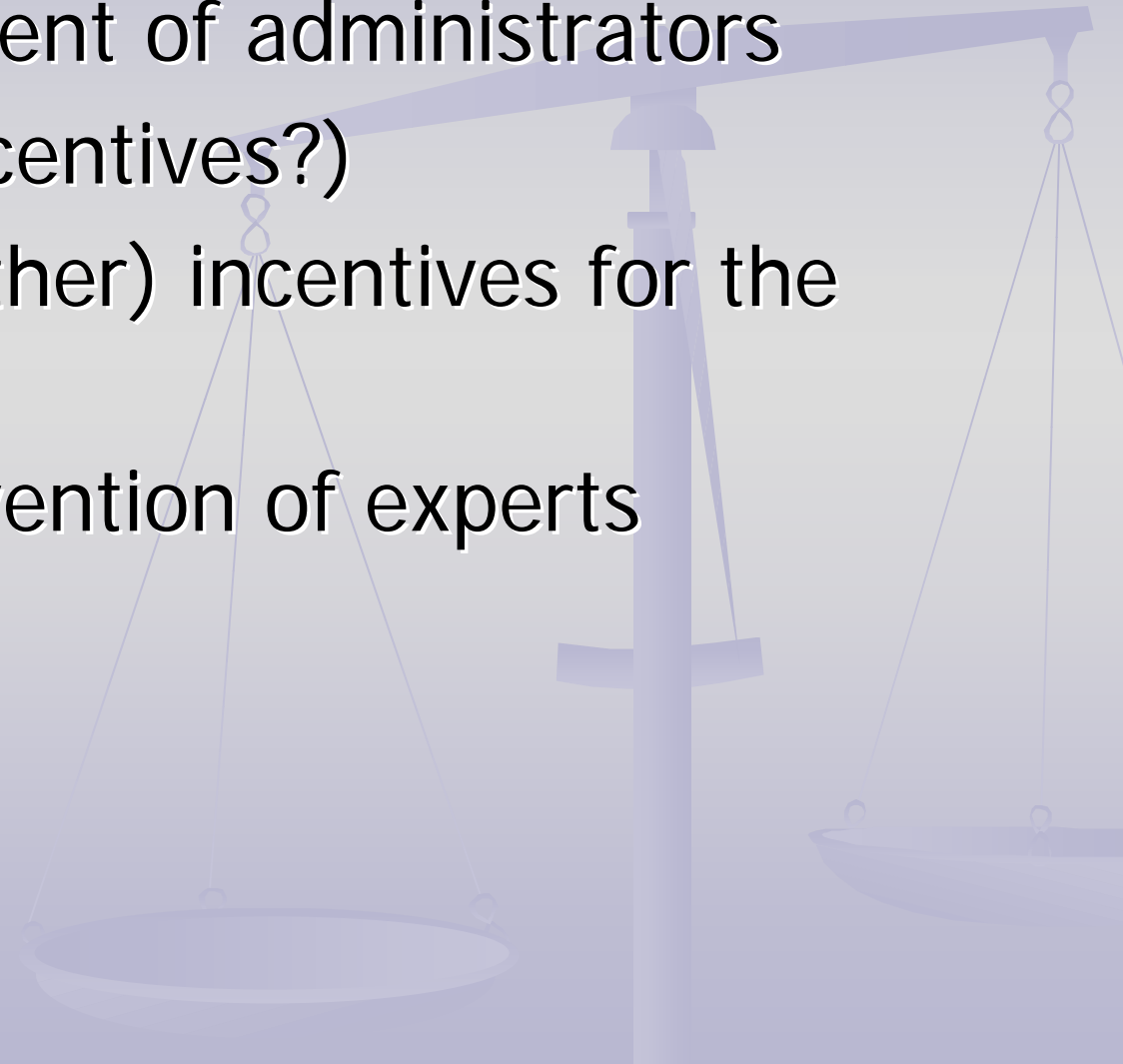


Impact analysis: efficacy

Services for childcare 0-2 years

	Asciano	Castelnuov	Chiusi	Montepulci	Poggibo	Rapolar	Siena
How many places	11	34	30	44	137	14	336
<i>Public</i>		34		44	127	14	220
<i>Semi-public</i>	11						
<i>Private, but subsidised</i>					10		48
<i>Outsourced</i>			30				68
Days per week	5	5	5	5	5	5	6
Hours per day	10	9	10,5	8,3	8,3	9	8,1
Weeks per year	38	44	42	42	42	44	42
Population aged 0-2	188	248	182	297	821	106	1.245
Places/children	6%	14%	16%	15%	17%	13%	27%

Lessons learned: What is needed for low cost GB

- Active involvement of administrators (which are the incentives?)
 - Economic (or other) incentives for the employees
 - Moderate intervention of experts
- 

What can be achieved at local level?

1. Awareness is raised among administrators and staff
2. Incidence analysis to pursue visibility, transparency and equity or to assess efficacy (level of service per quantum of expenditure) can be carried out by administrators and staff

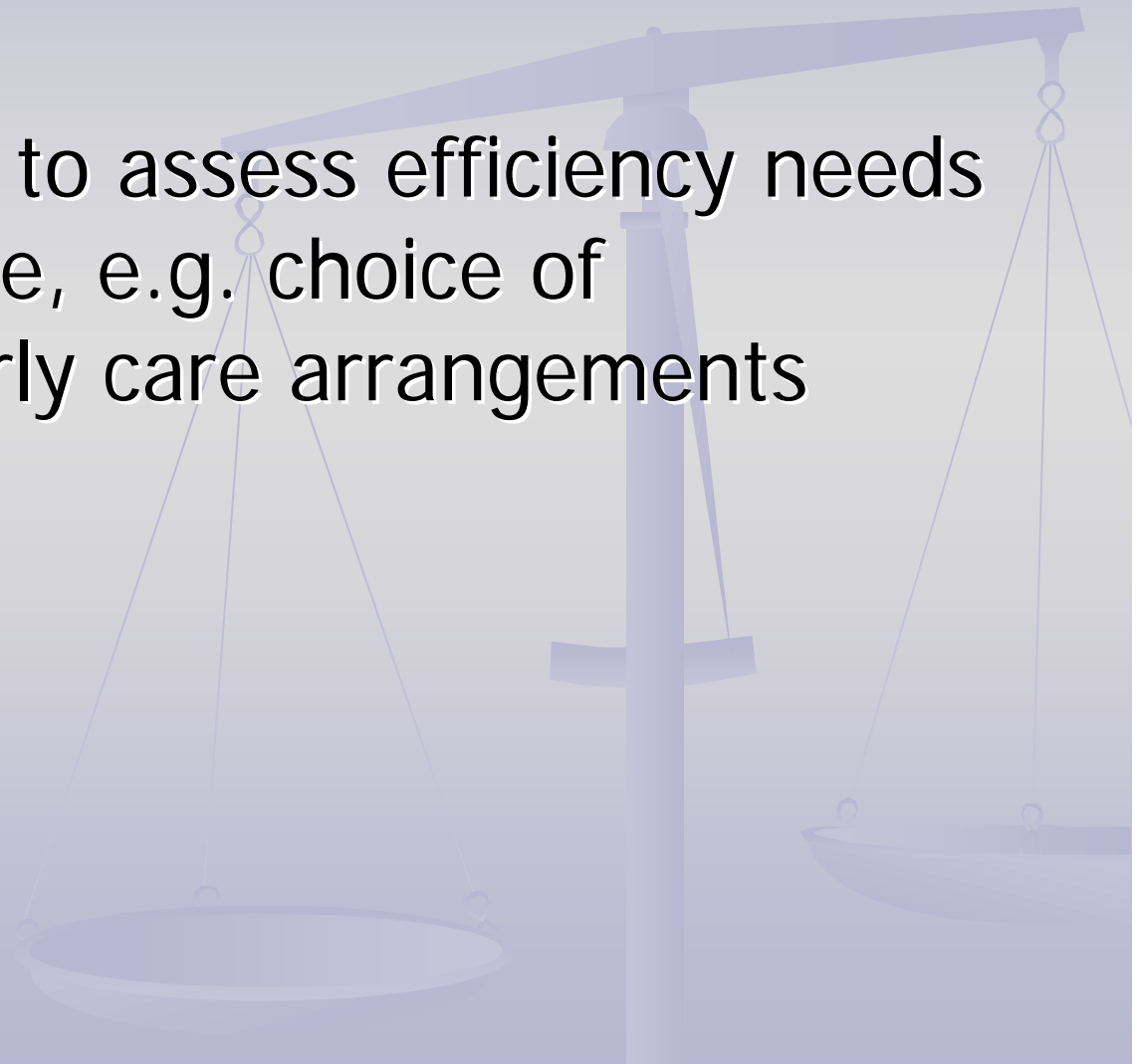
However, administrators and staff need to receive appropriate guidelines from experts on:

- Selection of objectives
- construction of indicators
- selection of 'internal' benchmarks

The manual we provided partly answers this need.

What cannot be achieved without outside expertise

- Impact analysis to assess efficiency needs outside expertise, e.g. choice of alternative elderly care arrangements



Local and national GB

- GB at local level needs either
 - coordinating 'agency' to supply guidelines and provide expert analyses/studies that serve as reference point
 - GB at national level (applied to the National Budget Law).
- 